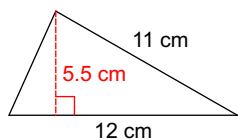


Geometry Mini Blitz

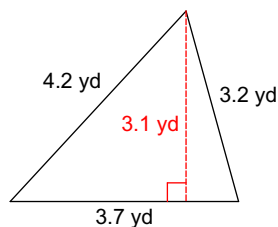
Find the area of each.

1)



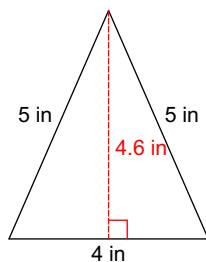
- A) 33 cm^2 B) 16.5 cm^2
 C) 37.4 cm^2 D) 66 cm^2

2)



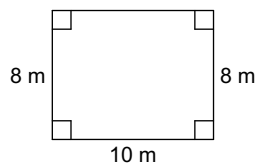
- A) 5.735 yd^2 B) 11.47 yd^2
 C) 2.9 yd^2 D) 12.135 yd^2

3)



- A) 2.8 in^2 B) 9.2 in^2
 C) 18.4 in^2 D) 4.6 in^2

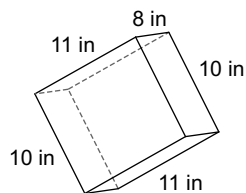
4)



- A) 86.5 m^2 B) 40 m^2
 C) 80 m^2 D) 160 m^2

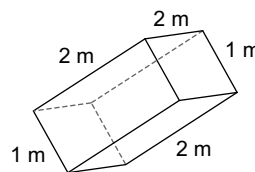
Find the volume of each figure. Round to the nearest tenth.

5)



- A) 1133.6 in^3 B) 2267.2 in^3
 C) 880 in^3 D) 1003.2 in^3

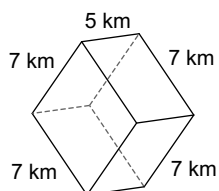
6)



- A) 4 m^3 B) 4.6 m^3
 C) 2.3 m^3 D) 3.4 m^3

Find the surface area of each figure. Round to the nearest tenth.

7)



- A) 475.5 km^2 B) 214.2 km^2
 C) 238 km^2 D) 428.4 km^2